

Test Results Report

Brain wave measurement test

April 8, 2010

Messrs Prema Inc.

Far Infrared Applied Association

We hereby report the test result on the above captioned test requested.

Description

Report No.210E- 262

If you have any question, please contact the following office.

Far Infrared Applied Association
Jun-Yoko Bdg., 3F
4-9-11 Minami-Semba, Chuo-ku, Osaka 542-0081 Japan
TEL 06-6251-7619

Test Results Report

No. 210E-262(1)

April 8, 2010

Messrs Prema Inc.

Far Infrared Applied Association

4-9-11 Minami-Semba, Chuoh-ku,

Osaka 542-0081 Japan

TEL: 06-6251-7619

Test sample: TC WATER SERVER WHITE-ARADIN
TC WATER SERVER GLASS

Measurement instrument: Bio-signal processing unit
Product by Foot Techno Inc.: ALPHA MASTER

Measurement environment: Weather: Fair
Room temperature: 20°C
Humidity: 43%

Measurement

A healthy adult male (54 years old) and a healthy adult female (41 years old) are test subjects. After we kept the test subjects in quiet condition for 10 minutes and then measured their brain waves before drinking as the control value. Next, we filled water in TC WATER SERVER WHITE-ARADIN and poured water into TC WATER SERVER GLASS three minutes later, and let the test subjects drink it. We then measured their brain waves for two minutes when 30 minutes lapsed after drinking. We carried out this cycle for two subjects every two times.

The frequencies of brain waves defined by Terms Committee in International EEG Society are as follows:

Theta wave: Frequency more than 4Hz and less than 8Hz

Alpha wave: Frequency more than 8Hz and less than 13Hz

Beta wave : Frequency more than 13Hz

Result: Additional chart shows the measured change of brain wave spectrum and the numeric values are indicated in the separate paper..

Test Results Report

NO. 210E—262 (2)

April 8, 2010

Messrs Prema Inc.

Far Infrared Applied Association

4-9-11 Minami-Semba, Chuo-ku,

Osaka 542-0081 Japan

TEL: 06-6251-7619

		Theta wave	Alpha wave	Beta wave
41 yrs old female	Before drinking TC WATER SERVER (1 st time)	16.7	18.3	65.0
	30 minutes after drinking TC WATER SERVER (1 st time)	35.8	40.0	24.2
	Before drinking TC WATER SERVER (2 nd time)	11.7	38.3	50.0
	30 minutes after drinking TC WATER SERVER (2 nd time)	28.3	40.0	31.7
54 yrs old male	Before drinking TC WATER SERVER (1 st time)	10.0	32.5	57.5
	30 minutes after drinking TC WATER SERVER (1 st time)	39.2	39.2	21.7
	Before drinking TC WATER SERVER (2 nd time)	5.8	39.2	55.0
	30 minutes after drinking TC WATER SERVER (2 nd time)	11.7	45.8	42.5

脳波グラフ翻訳対比表

脳波測定結果 : Brain wave measurement result

TC ウォーターサーバー 飲用前 (1回目) : Before drinking TC WATER SERVER (1st time)

TC ウォーターサーバー 飲用 30 分後 (1回目) : 30 minutes after drinking TC WATER SERVER (1st time)

TC ウォーターサーバー 飲用前 (2回目) : Before drinking TC WATER SERVER (2nd time)

TC ウォーターサーバー 飲用 30 分後 (2回目) : 30 minutes after drinking TC WATER SERVER (2nd time)

41 才女性 : 41 years old female

54 才男性 : 54 years old male

測定日 : Measurement date

測定時間 : Measurement time

脳波推移グラフ : Brain wave transition graph

θ 波 : Theta wave

α 波 : Alpha wave

β 波 : Beta wave

秒 : Second

優勢脳波出現時間グラフ : Superior brain wave appearance time graph

出現時間 : Appearance time

エラー : Error

優勢脳波出現率グラフ : Superior brain wave appearance rate graph

出現率 : Appearance rate

優勢脳波出現時間 : Superior brain wave appearance time

優勢脳波出現率 : Superior brain wave appearance rate

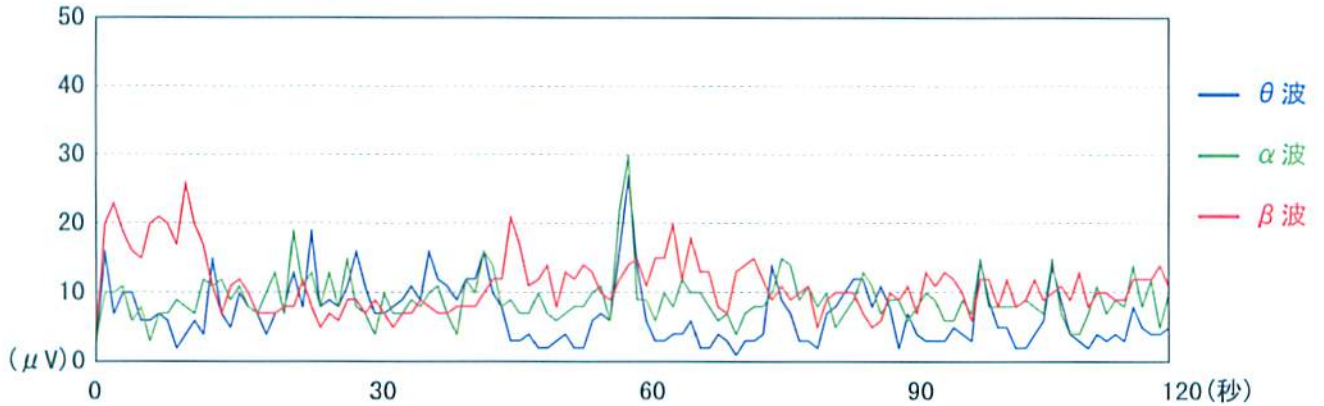
平均 : Average

＜脳波測定結果＞

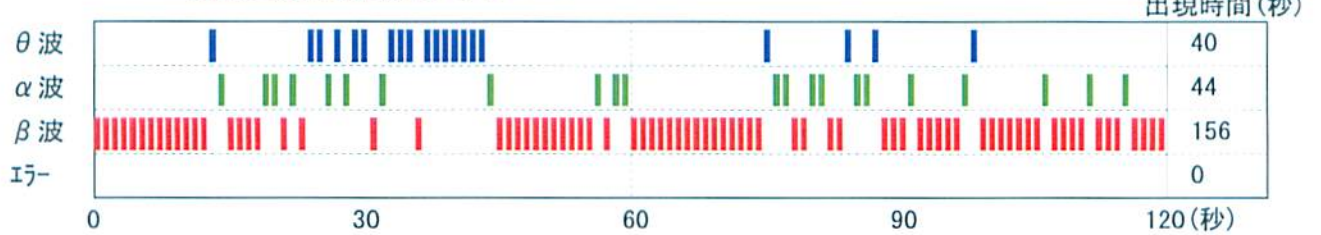
TCウォーターサーバー 飲用前 (1回目)
41才女性

測定日:2010/04/07 測定時間:11:21:52

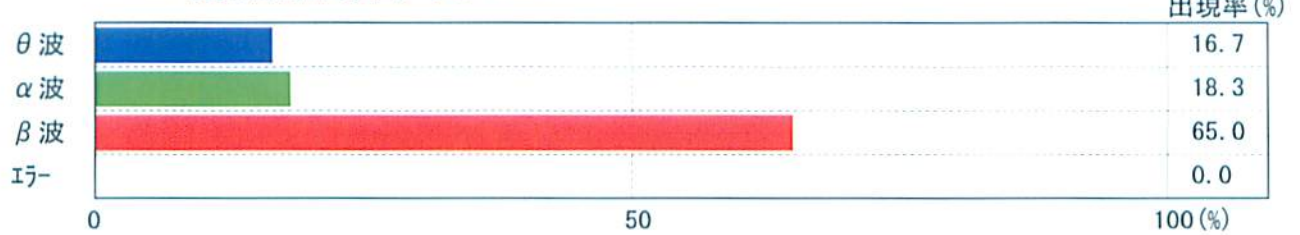
*** 脳波推移グラフ ***



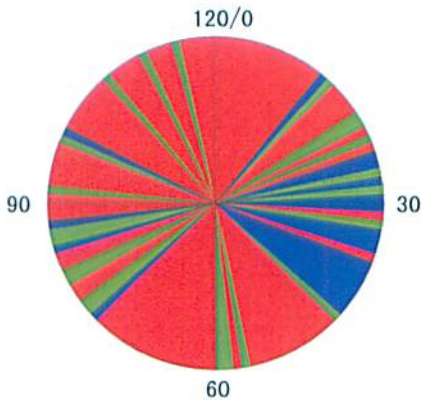
*** 優勢脳波出現時間グラフ ***



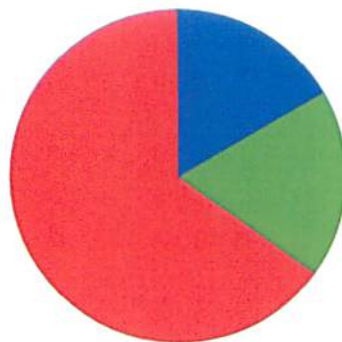
*** 優勢脳波出現率グラフ ***



** 優勢脳波出現時間 **



** 優勢脳波出現率 **



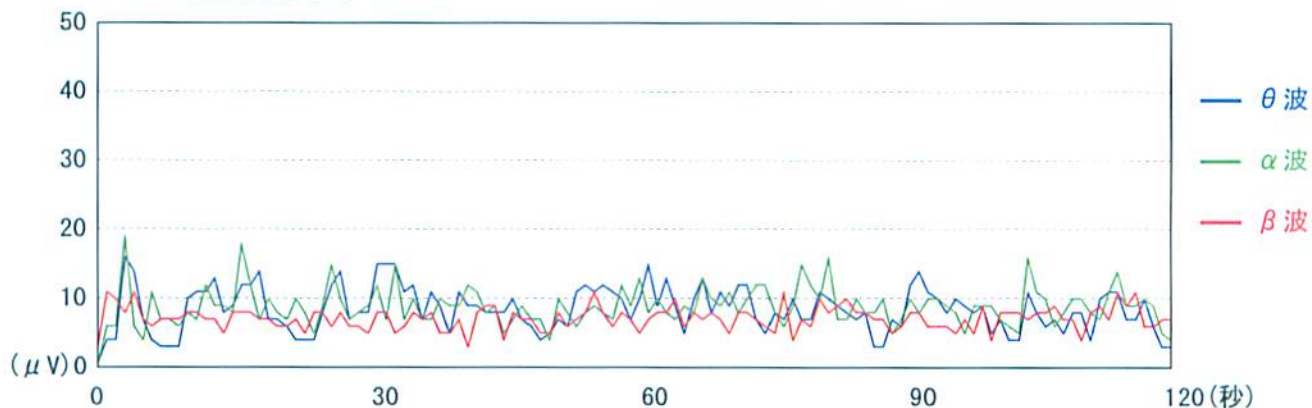
	出現率 %	MAX (μV)	平均 (μV)
̸波	16.7	27.0	7.0
α波	18.3	30.0	9.2
β波	65.0	26.0	11.3
イー-	0.0		

＜脳波測定結果＞

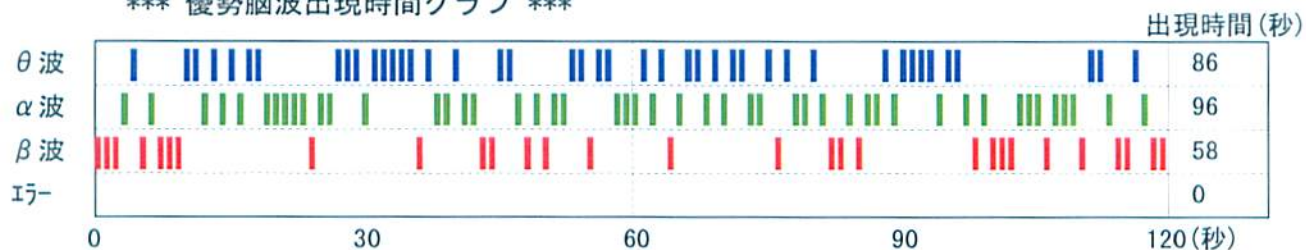
TCウォーターサーバー 飲用30分後（1回目）
41才女性

測定日:2010/04/07 測定時間:11:52:08

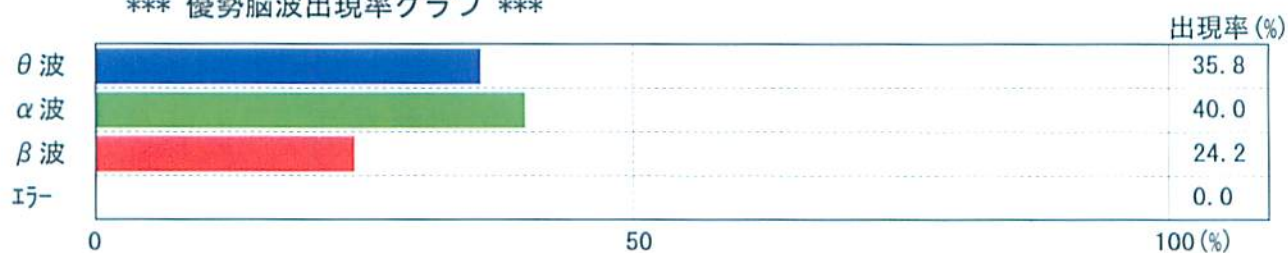
*** 脳波推移グラフ ***



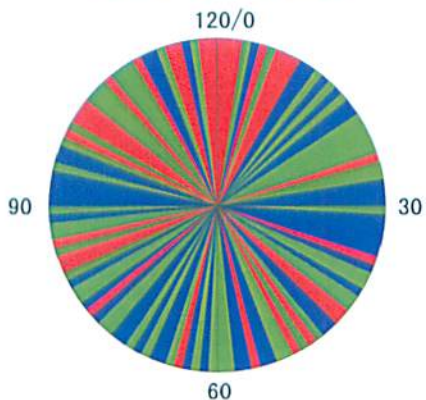
*** 優勢脳波出現時間グラフ ***



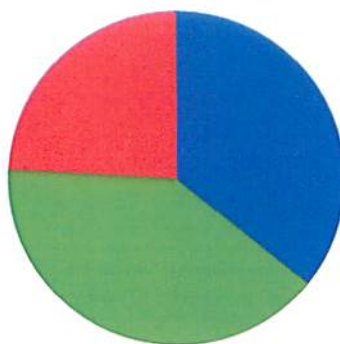
*** 優勢脳波出現率グラフ ***



** 優勢脳波出現時間 **



** 優勢脳波出現率 **



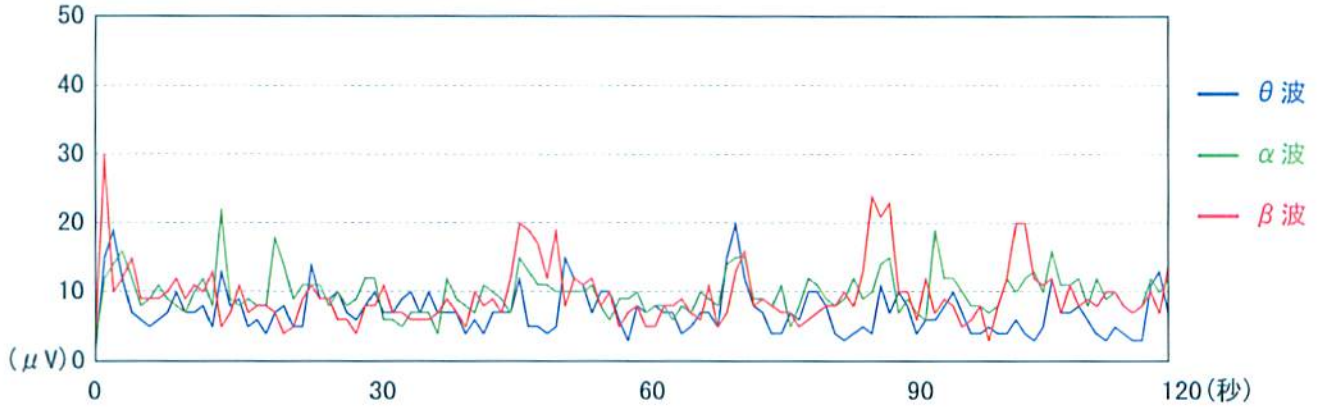
	出現率 %	MAX (μV)	平均 (μV)
θ波	35.8	16.0	8.5
α波	40.0	19.0	8.9
β波	24.2	13.0	7.3
γ波	0.0		

<脳波測定結果>

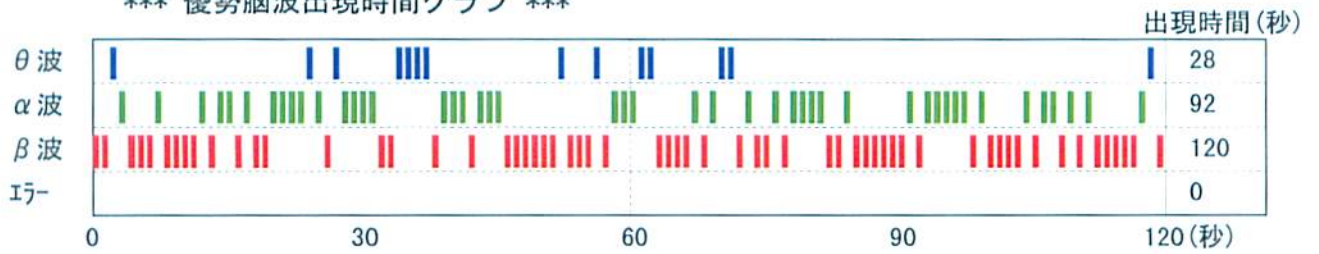
TCウォーターサーバー 飲用前 (2回目)
41才女性

測定日:2010/04/07 測定時間:13:29:38

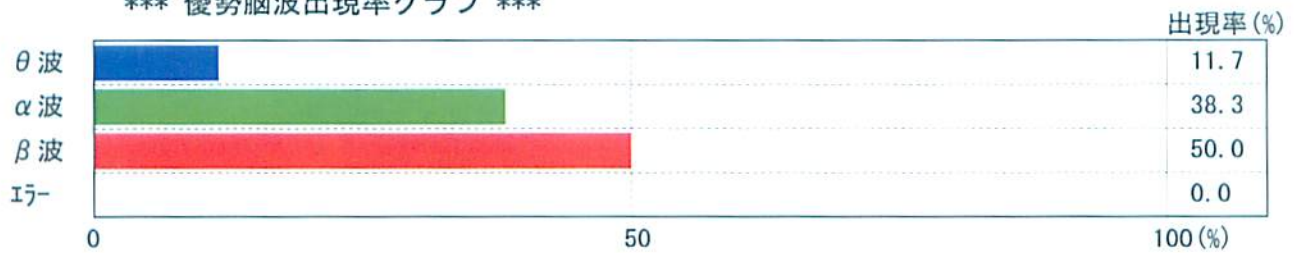
*** 脳波推移グラフ ***



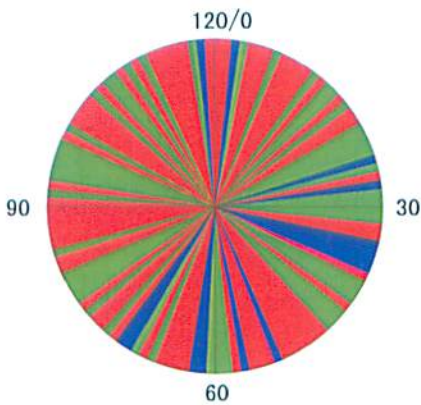
*** 優勢脳波出現時間グラフ ***



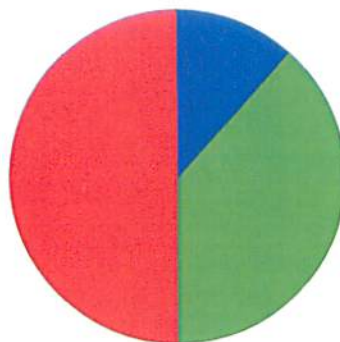
*** 優勢脳波出現率グラフ ***



** 優勢脳波出現時間 **



** 優勢脳波出現率 **

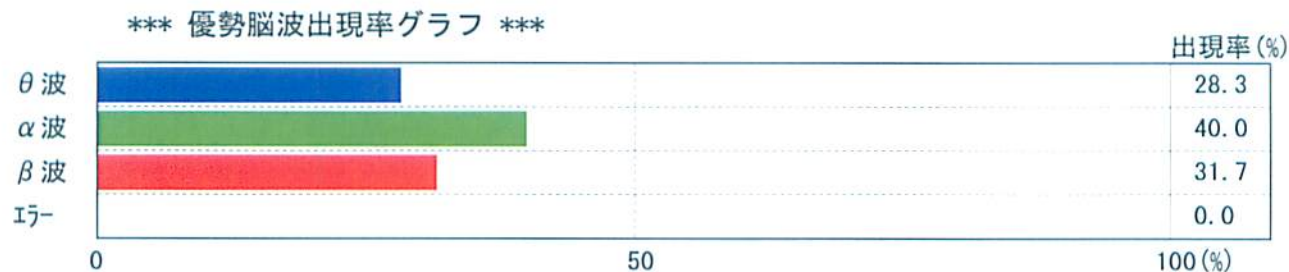
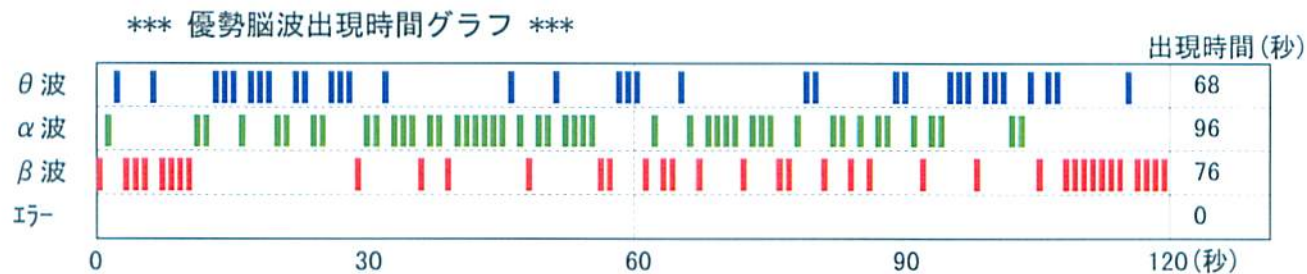
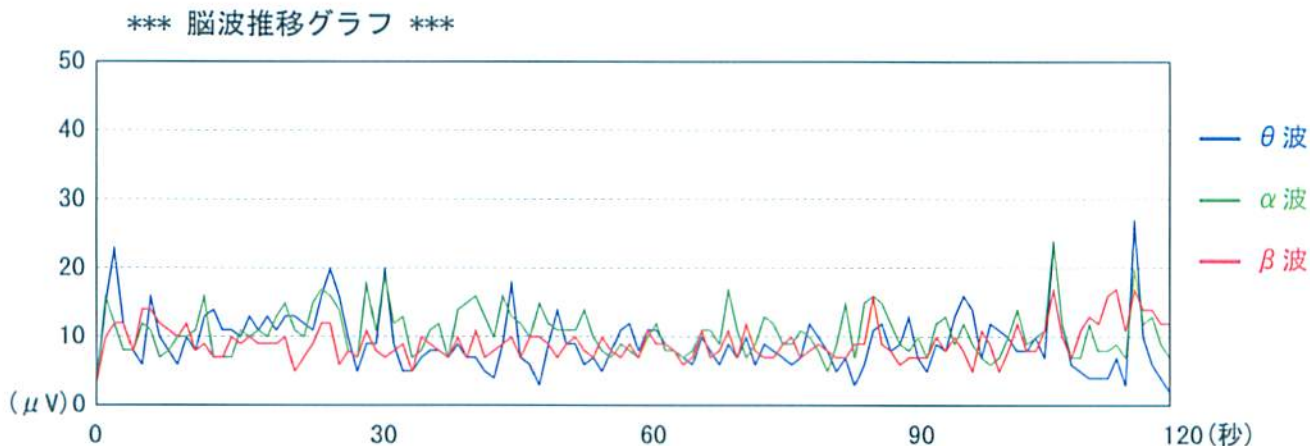


	出現率 %	MAX (μV)	平均 (μV)
θ波	11.7	20.0	7.3
α波	38.3	22.0	9.9
β波	50.0	30.0	9.7
エラー	0.0		

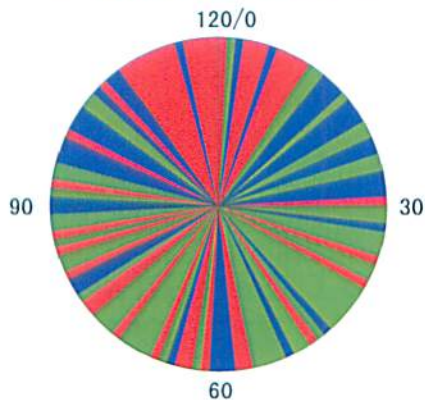
＜脳波測定結果＞

TCウォーターサーバー 飲用30分後（2回目）
41才女性

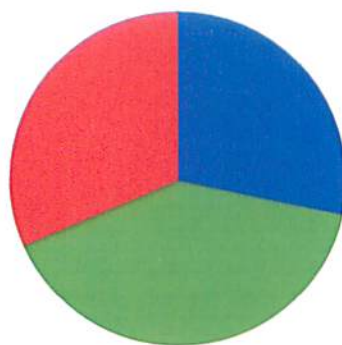
測定日:2010/04/07 測定時間:13:59:49



** 優勢脳波出現時間 **



** 優勢脳波出現率 **



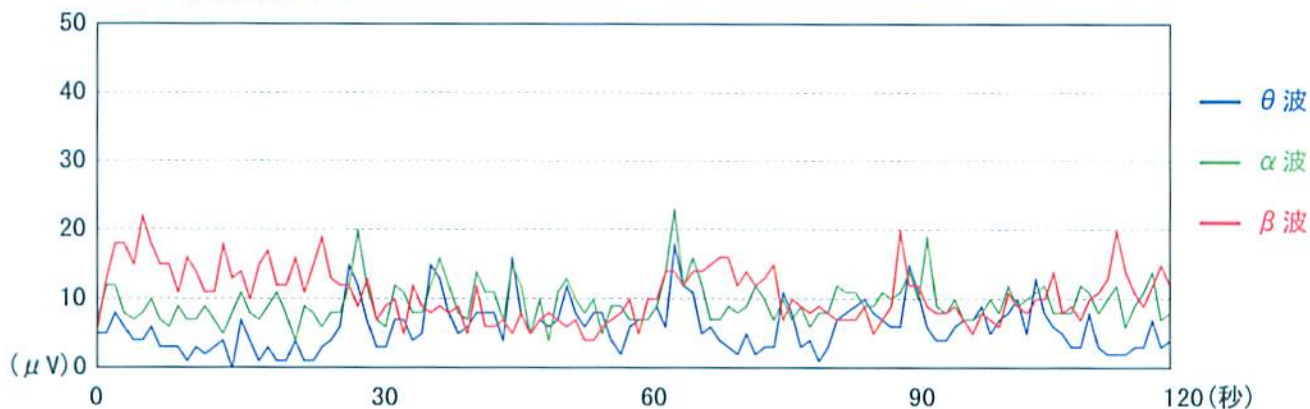
	出現率 %	MAX (μV)	平均 (μV)
θ波	28.3	27.0	9.4
α波	40.0	24.0	10.9
β波	31.7	17.0	9.3
イー-	0.0		

＜脳波測定結果＞

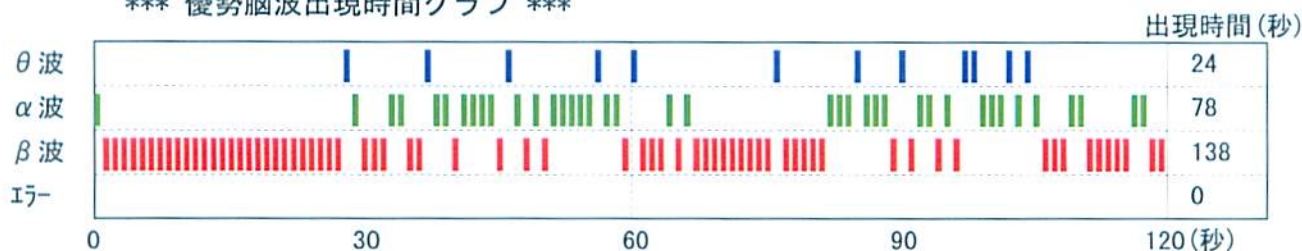
TCウォーターサーバー 飲用前 (1回目)
54才男性

測定日:2010/04/07 測定時間:11:22:16

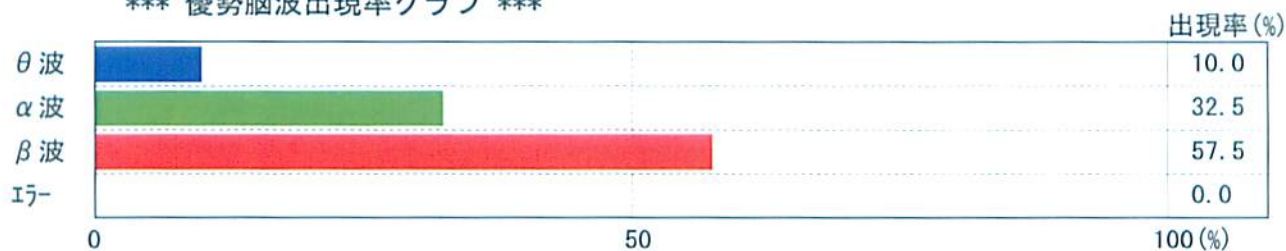
*** 脳波推移グラフ ***



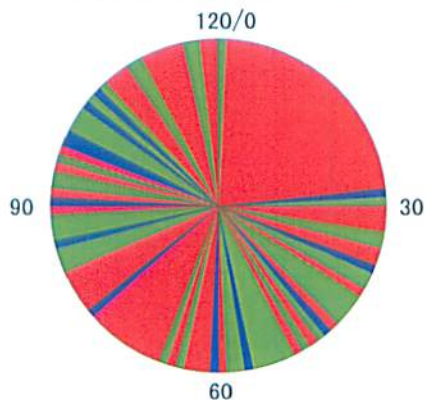
*** 優勢脳波出現時間グラフ ***



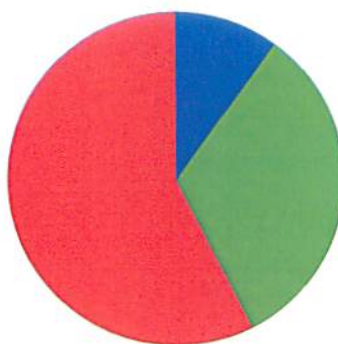
*** 優勢脳波出現率グラフ ***



** 優勢脳波出現時間 **



** 優勢脳波出現率 **



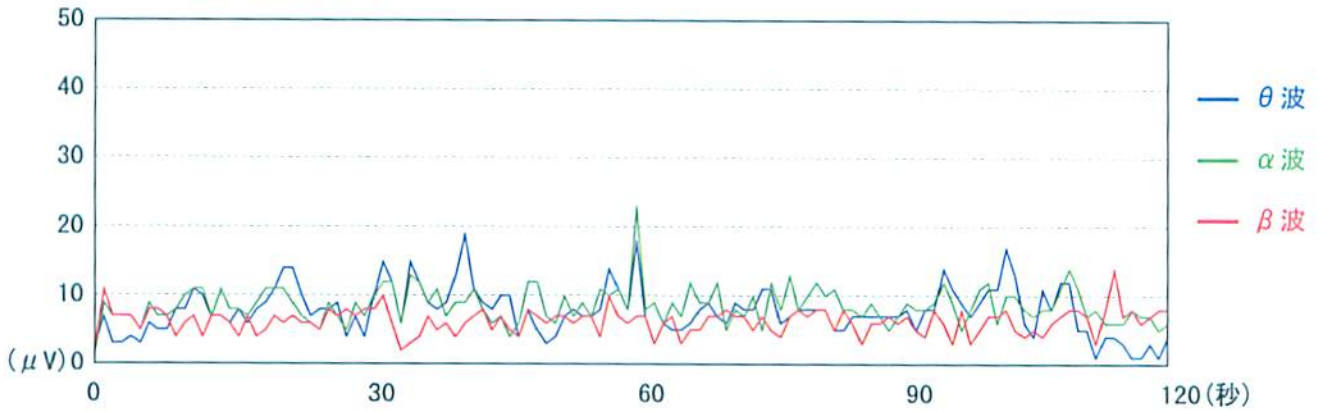
	出現率 %	MAX (μV)	平均 (μV)
θ波	10.0	20.0	6.0
α波	32.5	28.0	9.7
β波	57.5	23.0	10.8
エラー	0.0		

＜脳波測定結果＞

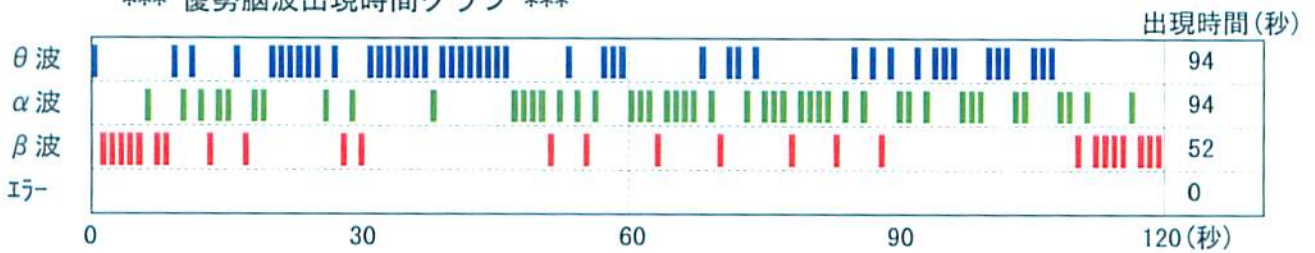
TCウォーターサーバー 飲用30分後（1回目）
54才男性

測定日:2010/04/07 測定時間:11:52:36

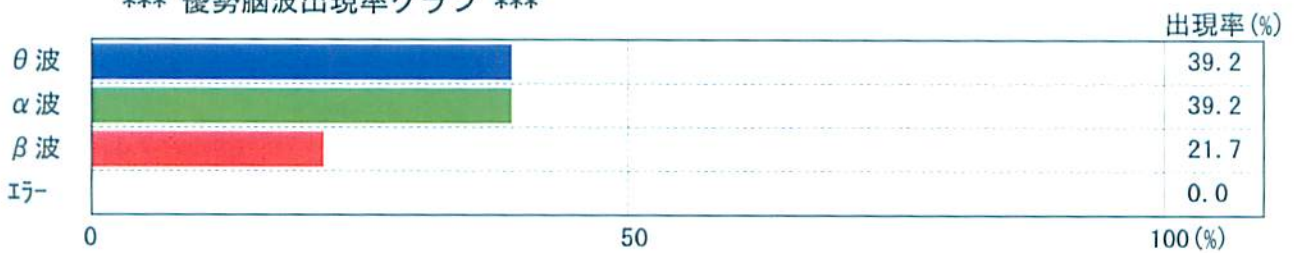
*** 脳波推移グラフ ***



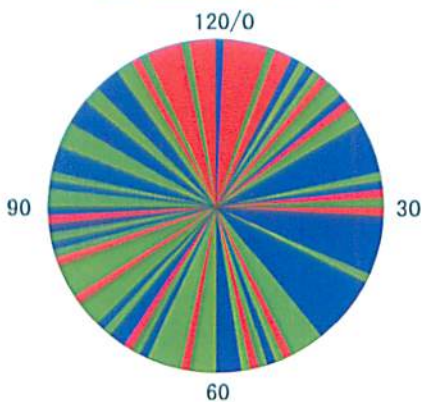
*** 優勢脳波出現時間グラフ ***



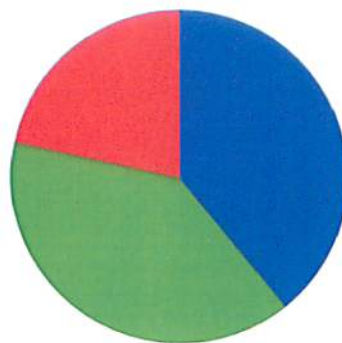
*** 優勢脳波出現率グラフ ***



** 優勢脳波出現時間 **



** 優勢脳波出現率 **



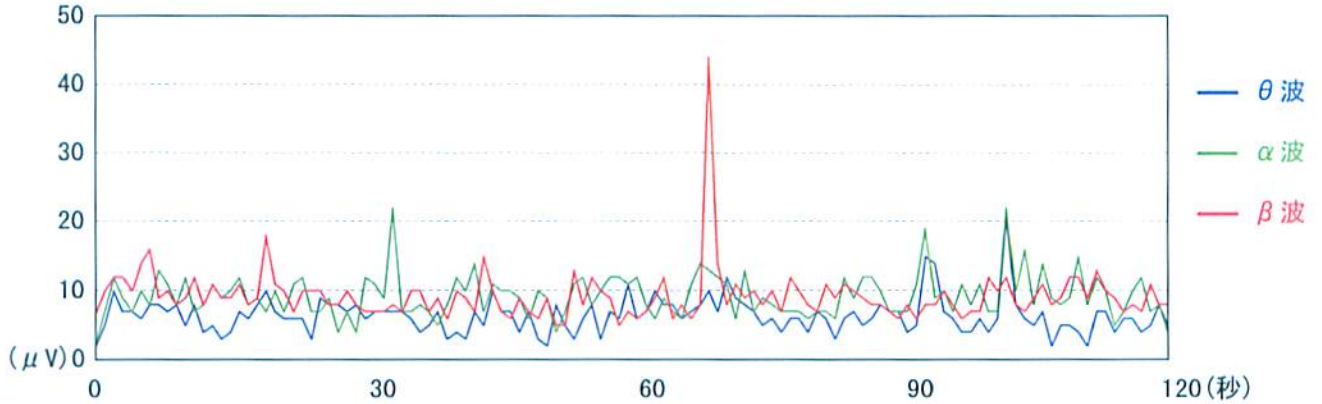
	出現率 %	MAX (μV)	平均 (μV)
θ波	39.2	19.0	7.8
α波	39.2	23.0	8.7
β波	21.7	14.0	6.4
エラー	0.0		

＜脳波測定結果＞

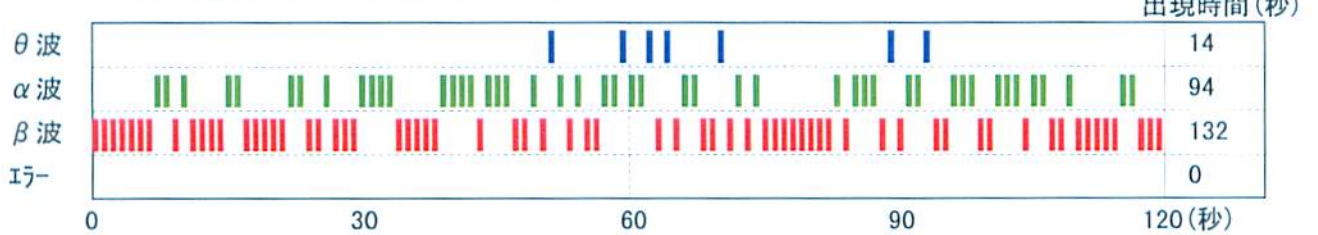
TCウォーターサーバー 飲用前（2回目）
54才男性

測定日:2010/04/07 測定時間:13:33:23

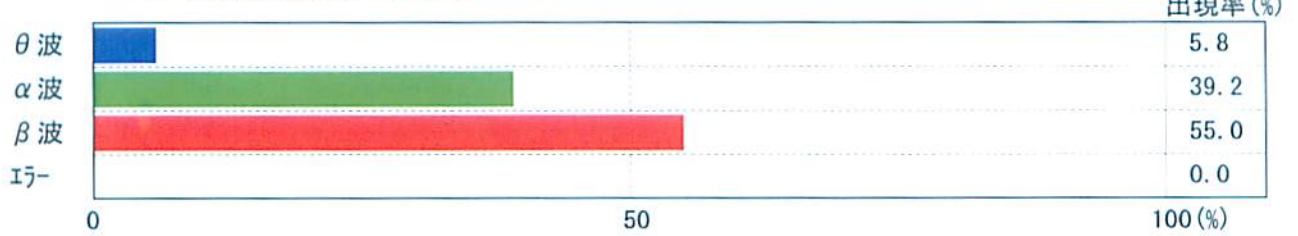
*** 脳波推移グラフ ***



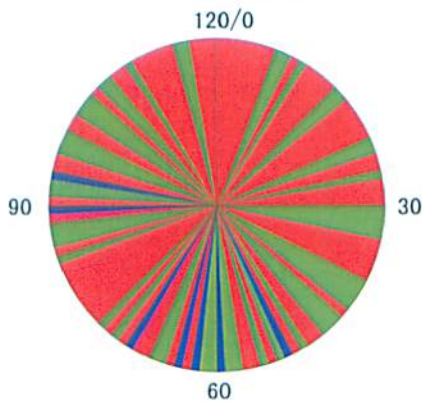
*** 優勢脳波出現時間グラフ ***



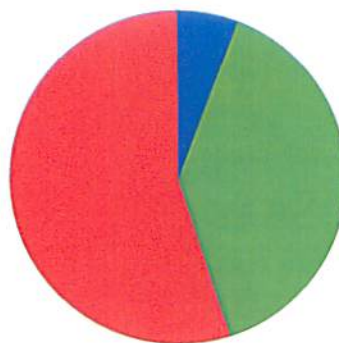
*** 優勢脳波出現率グラフ ***



** 優勢脳波出現時間 **



** 優勢脳波出現率 **

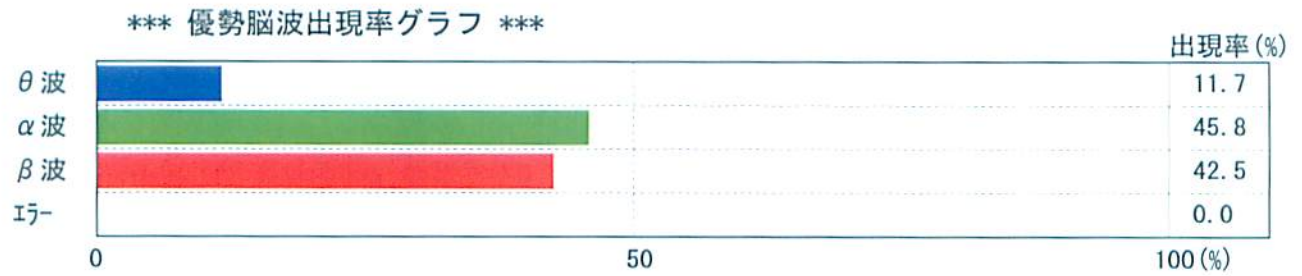
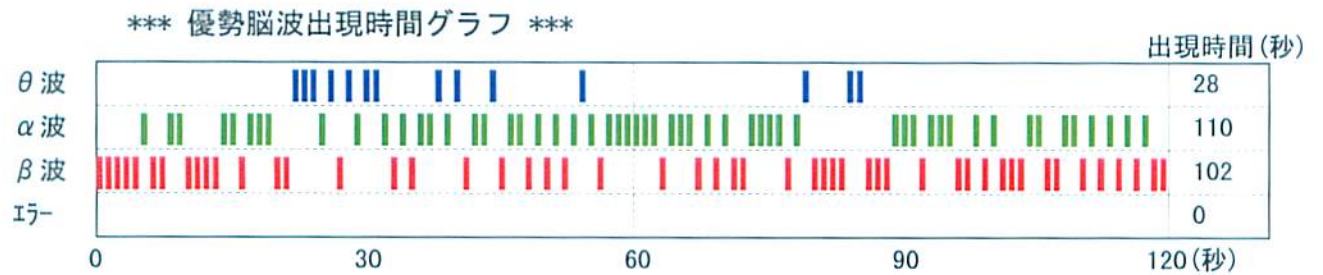
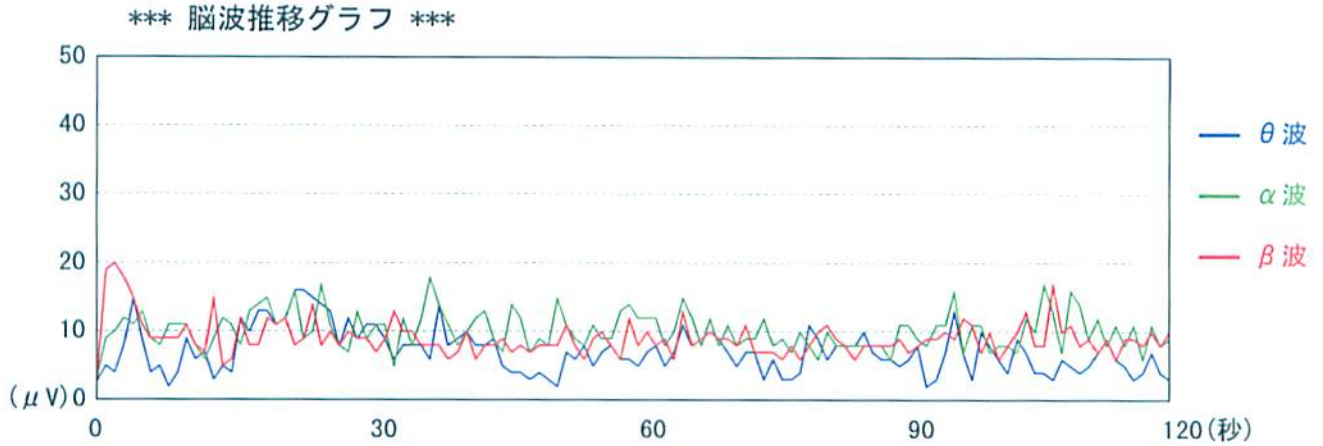


	出現率 %	MAX (μV)	平均 (μV)
■ θ波	5.8	21.0	6.5
■ α波	39.2	22.0	9.4
■ β波	55.0	44.0	9.5
■ イバー	0.0		

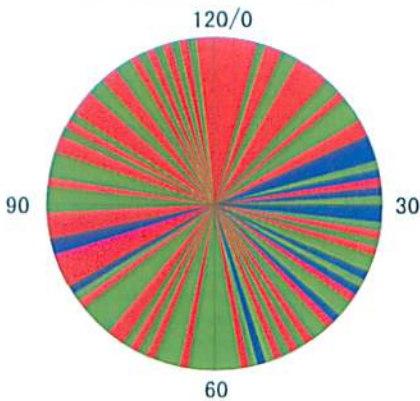
<脳波測定結果>

TCウォーターサーバー 飲用30分後（2回目）
54才男性

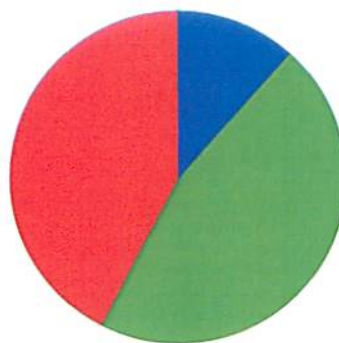
測定日:2010/04/07 測定時間:14:03:53



** 優勢脳波出現時間 **



** 優勢脳波出現率 **



	出現率 %	MAX (μV)	平均 (μV)
θ波	11.7	16.0	7.2
α波	45.8	18.0	10.3
β波	42.5	20.0	9.2
イー-	0.0		